


VAISALA

HMP7 Relative Humidity and Temperature Probe

For high humidities

Features

- RH accuracy up to $\pm 0.8\%$ RH
- Temperature accuracy up to $\pm 0.1\text{ }^{\circ}\text{C}$ ($\pm 0.18\text{ }^{\circ}\text{F}$)
- Temperature measurement range $-70 \dots +180\text{ }^{\circ}\text{C}$ ($-94 \dots +356\text{ }^{\circ}\text{F}$)
- Vapor and pressure proof construction
- Condensation prevention with probe heating
- Sensor purge improves long-term stability and chemical resistance
- Modbus[®] RTU over RS-485
- Compatible with Vaisala Indigo products and Insight PC software
- Traceable calibration certificate: 6 points for humidity, 1 point for temperature



Vaisala HUMICAP[®] Humidity and Temperature Probe HMP7 is designed for applications that involve constant high humidity or rapid changes in humidity, such as drying and test chambers, combustion air, and other humidifiers and meteorological measurements, where measurement performance and chemical tolerance are essential.

Proven Vaisala HUMICAP[®] performance

Vaisala is the original innovator of the thin-film capacitive humidity measurement technology, which has now become the industry standard in humidity measurement.

HUMICAP[®] technology results from Vaisala's 40-year experience in industrial humidity measurement, providing the best stability, fast response time, and low hysteresis in a wide range of applications.

Avoiding condensation at extreme humidity

Probe heating functionality heats up not only the sensor, but the whole probe head. When probe temperature is heated above dew point temperature,

condensation on the probe can be avoided while measuring the dew point temperature of the process. By setting the temperature compensation value obtained, for example, with the TMP1 temperature probe, true relative humidity at process temperature can be measured while avoiding condensation by elevated probe temperature.

Flexible connectivity

The probe can be used as a standalone digital Modbus RTU transmitter over an RS-485 serial bus, and it can also be connected to Indigo transmitters and the Indigo80 handheld indicator. For easy-to-use access to field calibration, device analytics, and configuration functionality, the probe can be connected to Vaisala Insight software for Windows[®]. For more information, see www.vaisala.com/insight.

Vaisala Indigo product family

Indigo transmitters extend the capabilities of Indigo-compatible measurement probes. The transmitters can display measurements on the spot as well as transmit them to automation systems through analog signals, digital outputs, and relays. Cable length between probe and transmitter can be extended to up to 30 meters.

The Indigo80 handheld indicator is ideal for spot-checking and process monitoring, as well as for configuring, troubleshooting, calibrating, and adjusting the probe. For more information, see www.vaisala.com/indigo.

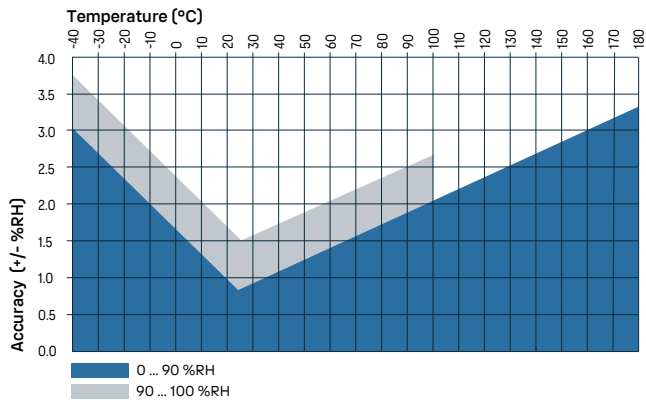
Technical data

Measurement performance

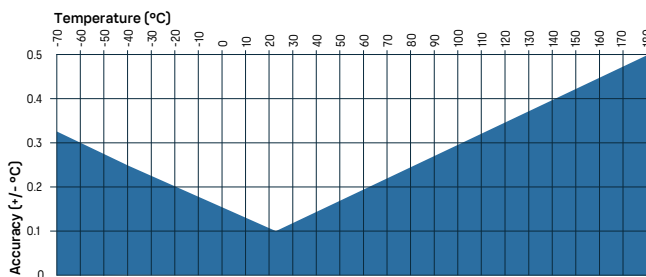
| Relative humidity | |
|---|--|
| Measurement range | 0–100 %RH, at max. +95 °C (203 °F) T _d |
| Accuracy at +23 °C (+73.4 °F) ¹⁾ | ±0.8 %RH (0–90 %RH) |
| Factory calibration uncertainty ²⁾ | ±0.5 %RH (0–40 %RH) ±0.8 %RH (40–95 %RH) |
| T ₆₃ response time | 15 s |
| Sensor options | HUMICAP® R2 HUMICAP® R2C ³⁾ HUMICAP® 180VC ^{3) 4)} |

| Temperature | |
|---|---|
| Measurement range | –70 ... +180 °C (–94 ... +356 °F) |
| Accuracy at +23 °C (+73.4 °F) ¹⁾ | ±0.1 °C (±0.18 °F) |
| Factory calibration uncertainty ²⁾ | ±0.1 °C (±0.18 °F) at +23 °C (+73.4 °F) |
| Sensor | Pt100 RTD Class F0.1 IEC 60751 |

- 1) Defined against calibration reference. Including non-linearity, hysteresis, and repeatability.
- 2) Defined as ±2 standard deviation limits. Small variations possible; see calibration certificate.
- 3) Sensor purge feature available with this sensor.
- 4) H₂O₂ resistant. With HUMICAP® 180VC sensor, accuracy is not specified below –20 °C (–4 °F) operating temperature.



HMP7 humidity measurement accuracy as a function of temperature



HMP7 temperature measurement accuracy over full range

Operating environment

| | |
|-------------------------------------|--|
| Operating temperature of probe body | –40 ... +80 °C (–40 ... +176 °F) |
| Operating temperature of probe head | –70 ... +180 °C (–94 ... +356 °F) |
| Operating humidity of probe head | Max. +100 °C (212 °F) T _d |
| Storage temperature | –40 ... +80 °C (–40 ... +176 °F) |
| Operational pressure | < 10 bar |
| Operating environment | Suitable for outdoor use |
| Measurement environment | For air, nitrogen, hydrogen, argon, helium, oxygen, and vacuum ¹⁾ |
| IP rating of probe body | IP66 |

¹⁾ Consult Vaisala if other chemicals are present. Consider safety regulations with flammable gases.

Inputs and outputs

| | |
|---------------------|----------------------------|
| Operating voltage | 18–30 V DC |
| Current consumption | 10 mA typical, 500 mA max. |
| Digital output | RS-485, non-isolated |
| Protocols | Modbus RTU |

Output parameters

| | |
|--|---|
| Absolute humidity (g/m ³) | Relative humidity (%RH) |
| Absolute humidity at NTP (g/m ³) | Relative humidity (dew/frost) (%RH) |
| Dew point temperature (°C) | Temperature (°C) |
| Dew/frost point temperature (°C) | Water concentration (ppm _v) |
| Dew/frost point temperature at 1 atm (°C) | Water concentration (wet basis) (vol-%) |
| Dew point temperature at 1 atm (°C) | Water mass fraction (ppm _w) |
| Dew point temperature difference (°C) | Water vapor pressure (hPa) |
| Enthalpy (kJ/kg) | Water vapor saturation pressure (hPa) |
| Mixing ratio (g/kg) | Wet-bulb temperature (°C) |

Compliance

| | |
|-------------------------------------|--|
| EU directives and regulations | EMC Directive (2014/30/EU) RoHS Directive (2011/65/EU) as amended by 2015/863 |
| Electromagnetic compatibility (EMC) | EN 61326-1, industrial environment |
| Type approvals | DNV GL certificate no. TAA00002YT |
| Compliance marks | CE, China RoHS, RCM |



Mechanical specifications

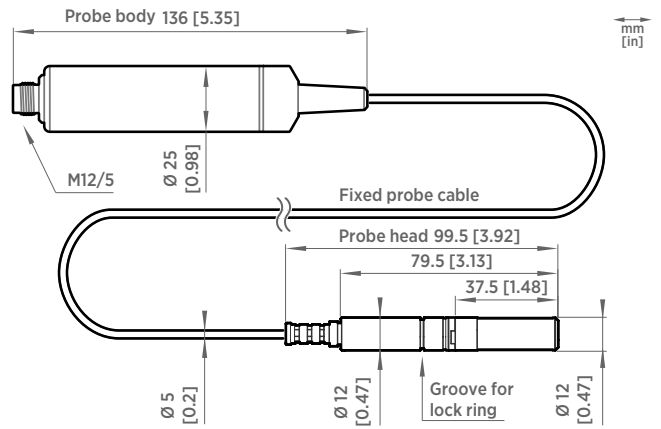
| | |
|---------------------------|--|
| Connector | M12 5-pin A-coded male |
| Weight (with a 2-m cable) | 310 g (10.9 oz) |
| Probe cable length | 0.15 m (0.49 ft), 2 m (6.56 ft) or 10 m (32.80 ft) |

| Materials | |
|--------------|-----------|
| Probe | AISI 316L |
| Probe body | AISI 316L |
| Cable jacket | FEP |

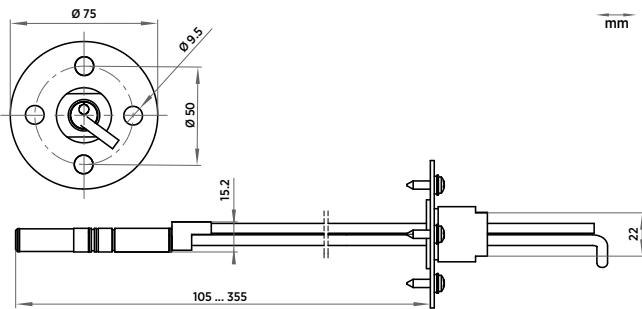
Accessories

| | |
|---|-------------|
| Duct installation kit for humidity probe | 210697 |
| Solar radiation shield DTR502B | DTR502B |
| Warmed probe accessory | HMT330WPA |
| Cable gland M20×1.5 with split seal | HMP247CG |
| Swagelok® for 12 mm probe, 1/2" ISO thread | SWG12ISO12 |
| Swagelok® for 12 mm probe, 3/8" ISO thread | SWG12ISO38 |
| Swagelok® for 12 mm probe, 1/2" NPT thread | SWG12NPT12 |
| Magnetic probe holder for Ø 12 mm probe heads ¹⁾ | ASM213382SP |
| Indigo USB adapter ²⁾ | USB2 |
| Calibration adapter for HMK15 | 211302SP |

1) Not suitable for use at extreme temperatures.
 2) Vaisala Insight software for Windows available at www.vaisala.com/insight.



HMP7 probe dimensions



Duct installation kit 210697 dimensions with probe